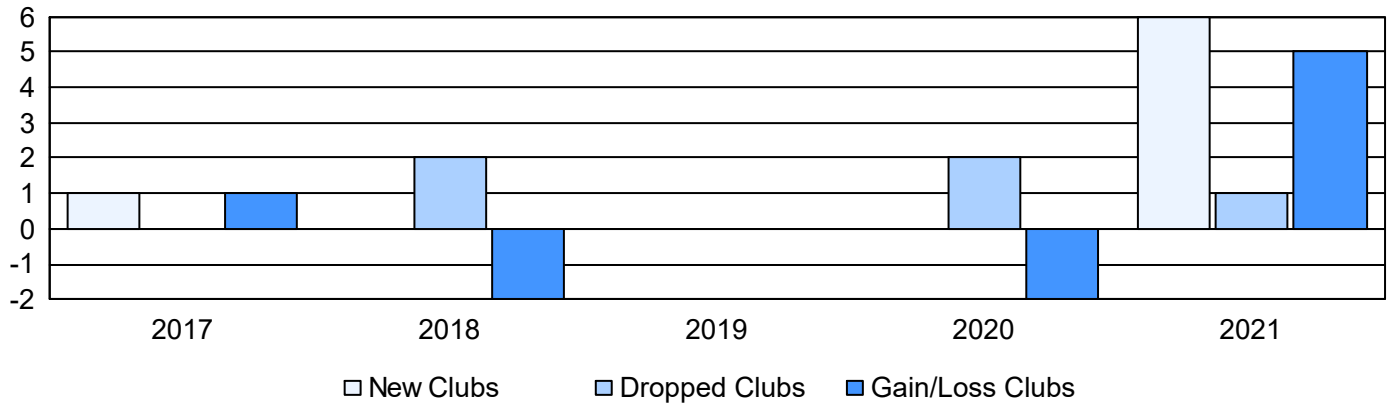
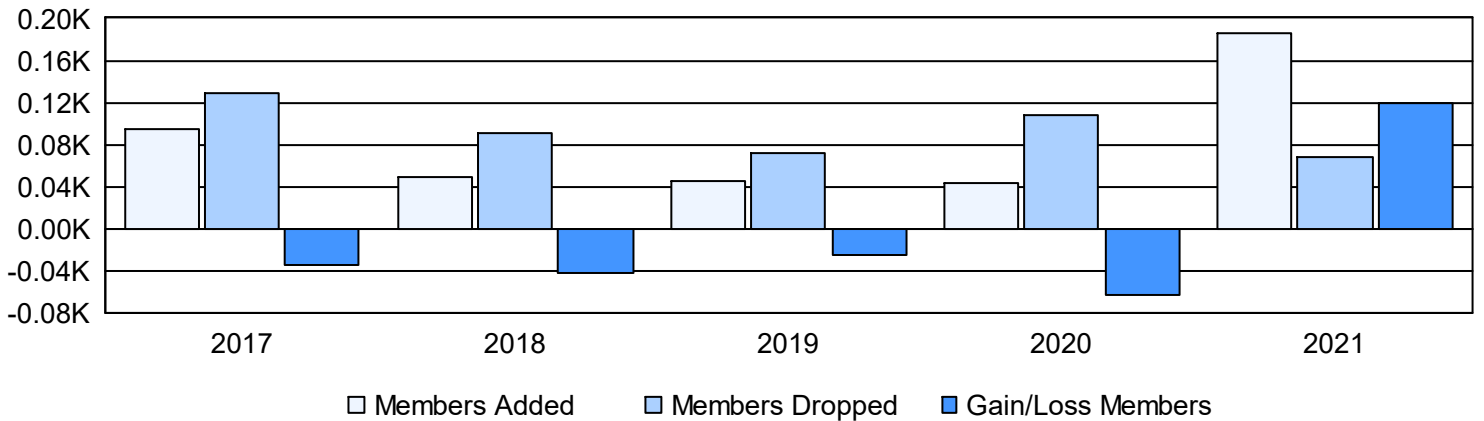


Year	New Clubs	Dropped Clubs	Gain/ Loss Clubs	New Members	Charter Members	Reinstate Members	Transfer Members	Total Member Added	Total Members Dropped	Gain/ Loss Members
2016-2017	1	0	1	63	28	2	1	94	128	-34
2017-2018	0	2	-2	43	5	0	0	48	90	-42
2018-2019	0	0	0	45	0	1	0	46	71	-25
2019-2020	0	2	-2	42	0	0	1	43	107	-64
2020-2021	6	1	5	36	150	0	0	186	67	119
Average	1	1	0	46	37	1	0	83	93	-9

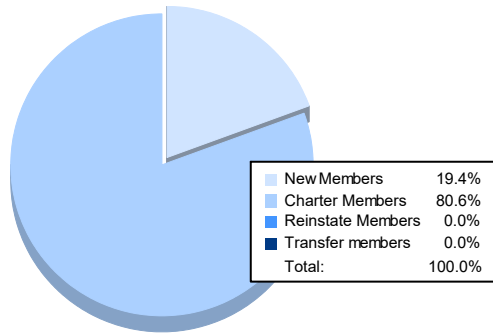
Clubs



Members



Membership Composition June 2021 Cumulative



Gender Composition June 2021 Cumulative

